

free pitch

CANON VLN.VLN.VLA.VC.DB.

STG 5




WIND 5



SAX 4



PERC



SYNTH
GTR

13 - Vln 17
Vln 13
Viola 11
Cello 7
Bass 13

17 - Vln 13
Vln 17
Vla 7 VC 11 DB 7

11 - Vln 7
Vln 11
Viola 13
Cello 17
Bass 17

13 - Vln 11
Vln 13
Viola 17
V.Cello 7
Bass 11

17 - Vln 13
Vln 17
Viola 7
Vcello 17
BASS 7

11 - Vln 7
Vln 11
Viola 13
V.Cello 17
BASS 11

11 - VIOLA 7
Vln 7 Vln 11 VC 17 DB 13

13 - Vln 11 Vln 13
VC 7 Viola 11 DB 7

11 - Viola 17 VC 13
Vln 7 Vln 11 DB 7

13 -
17 -
11 -
13 -
17 -
11 -
11 -
13 -
11 -


acet
11
13
11
acet

PIANO SOLO

DUO
CRAM
HATFIELD


*gato
beginning*

TUTTI



Notes

- 1) This section is concerned with greater or lesser activity. The more vertical the line, the more activity, and the more horizontal line suggests slower articulations.
- 2) Where lines cross and coincide, a complex of articulations is suggested.
- 3) The pitch areas are free.
- 4) It is assumed that each player makes a repeat should they traverse the whole sequence before cut off. After any termination by conductor return to beginning on signal.



SINGLE.VLN.VLN.VLA.VC.DB.

7"	11"	13"	17"
----	-----	-----	-----


A

B

C



D

PIANO SOLO



TUTTI

DUO
PALMER
REILLY






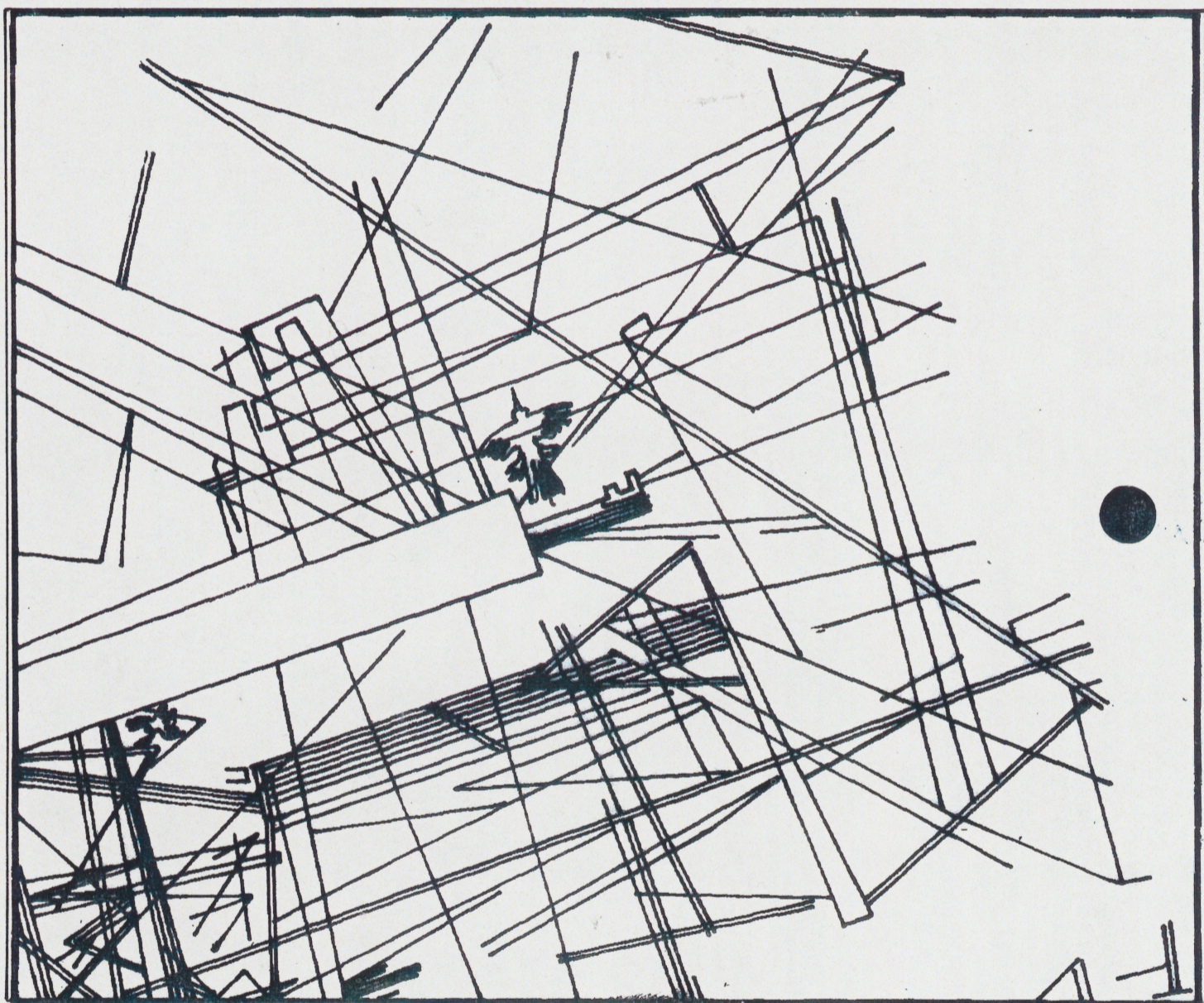


Notes

- 1) Director will show a duration card to individual players which indicates the speed of execution of a chosen line.
- 2) Players to follow duration sequence in rotation. ie. if shown 11" the following lines should take 13", 17" and 7" respectively. The durations apply to one pass of each line.
- 3) Starting point is free but continue in rotation. ie. if the start is C, then D, A and B should follow.
- 4) In this section pitch areas may be interpreted by assuming the top of the staff (line) to be high and the bottom to be low tessatura. Again, vertical lines indicate more activity, horizontal lines less.
- 5) If TUTTI card is shown, all players (resting and active) should immediately begin the graphic on a staff (line) and a duration of their choice. Continue in rotation.


OPEN INTERPRETATION

17" 13" 11" 7" per page(image)

ROTATE PAGE AFTER EACH PASS



TUTTI



→ voce
Cadenza