

CANON FLT. OB. CLAR. TPT. BSN.

Flute 17
oboe 13
Clarinete 11
Trumpet 7
Bassoon 17

Flute 7 Oboe 11
Clarinet 13 Tpt 17 Bsn 7


Flute 13
Oboe 11
Clarinete 7
Trumpet 17
Bassoon 13

Clarinete 11
Trumpet 13
Bassoon 17
Flt 7 Ob. 11

Bassoon 17
Flt 13 Ob 11 Clarinet 7
Tpt 17

Flute 7
Oboe 11
Clarinete 13
Trumpet 17
Bassoon 7

Flute 11
Oboe 13
Clarinete 17
Trumpet 7
Bassoon 11



STG 5



WIND 5



SAX 4



PERC



SYNTH
GTR



TUTTI

PIANO SOLO


DUO
CRAM
HATFIELD



notes

- 1) This section is concerned with greater or lesser activity. The more vertical the line, the more activity, and the more horizontal line suggests slower articulations.
- 2) Where lines cross and coincide, a complex of articulations is suggested.
- 3) The pitch areas are free.
- 4) It is assumed that each player makes a repeat should they traverse the whole sequence before cut off. After any termination by conductor return to beginning on signal.

Continue from where you left off after cut-off - except with tutti cuts - take top



SINGLE.FLT.OB.CLAR. TPT. BSN.

7"	11"	13"	17"
----	-----	-----	-----


(A)

(B)

(C)



(D)

PIANO SOLO



TUTTI

DUO
PALMER
REILLY






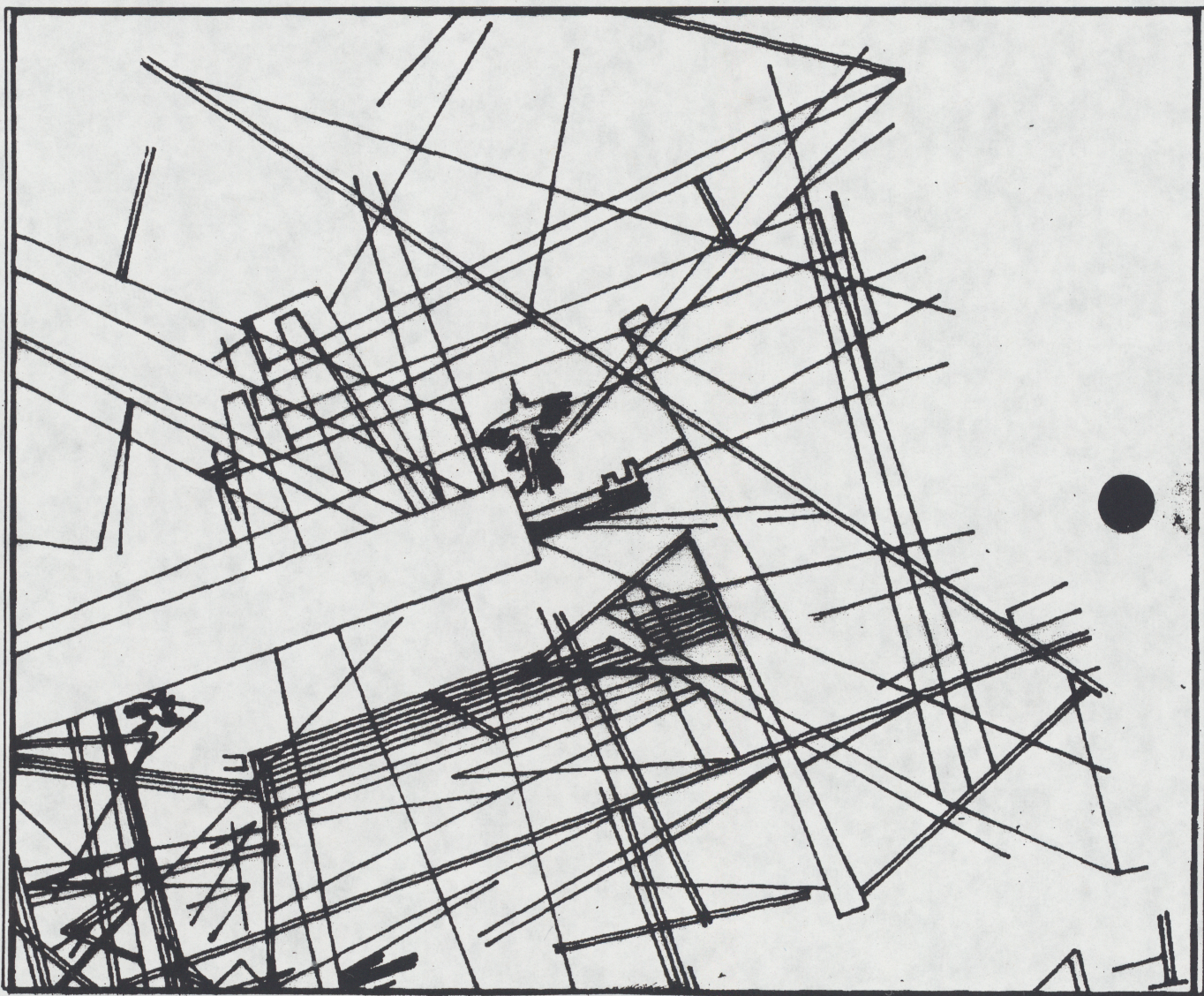


Notes

- 1) Director will show a duration card to individual players which indicates the speed of execution of a chosen line.
- 2) Players to follow duration sequence in rotation. ie. if shown 11" the following lines should take 13", 17" and 7" respectively. The durations apply to one pass of each line.
- 3) Starting point is free but continue in rotation. ie. if the start is C, then D, A and B should follow.
- 4) In this section pitch areas may be interpreted by assuming the top of the stave (line) to be high and the bottom to be low tessatura. Again, vertical lines indicate more activity, horizontal lines less.
- 5) If TUTTI card is shown, all players (resting and active) should immediately begin the graphic on a stave (line) and a duration of their choice. Continue in rotation.

OPEN INTERPRETATION

17" 13" 11" 7" per page (image)

ROTATE PAGE AFTER EACH PASS



TUTTI

