

# CANON VLN.VLN.VLA.VC.DB.

STG 5

WIND 5


SAX 4

PERC


SYNTH GTR

PIANO SOLO

DUO  
CRAM  
HATFIELD



TUTTI



Notes

- 1) This section is concerned with greater or lesser activity. The more vertical the line, the more activity, and the more horizontal line suggests slower articulations.
- 2) Where lines cross and coincide, a complex of articulations is suggested.
- 3) The pitch areas are free.
- 4) It is assumed that each player makes a repeat should they traverse the whole sequence before cut off. After any termination by conductor return to beginning on signal.

*where you left off*

SINGLE.VLN.VLN.VLA.VC.DB.


7"	11"	13"	17"
----	-----	-----	-----

A


B

C

D




PIANO SOLO



TUTTI

DUO  
PALMER  
REILLY




Notes

- 1) Director will show a duration card to individual players which indicates the speed of execution of a chosen line.
- 2) Players to follow duration sequence in rotation. ie. if shown 11" the following lines should take 13", 17" and 7" respectively. The durations apply to one pass of each line.
- 3) Starting point is free but continue in rotation. ie. if the start is C, then D, A and B should follow.
- 4) In this section pitch areas may be interpreted by assuming the top of the staff (line) to be high and the bottom to be low tessatura. Again, vertical lines indicate more activity, horizontal lines less.
- 5) If TUTTI card is shown, all players (resting and active) should immediately begin the graphic on a staff (line) and a duration of their choice. Continue in rotation.




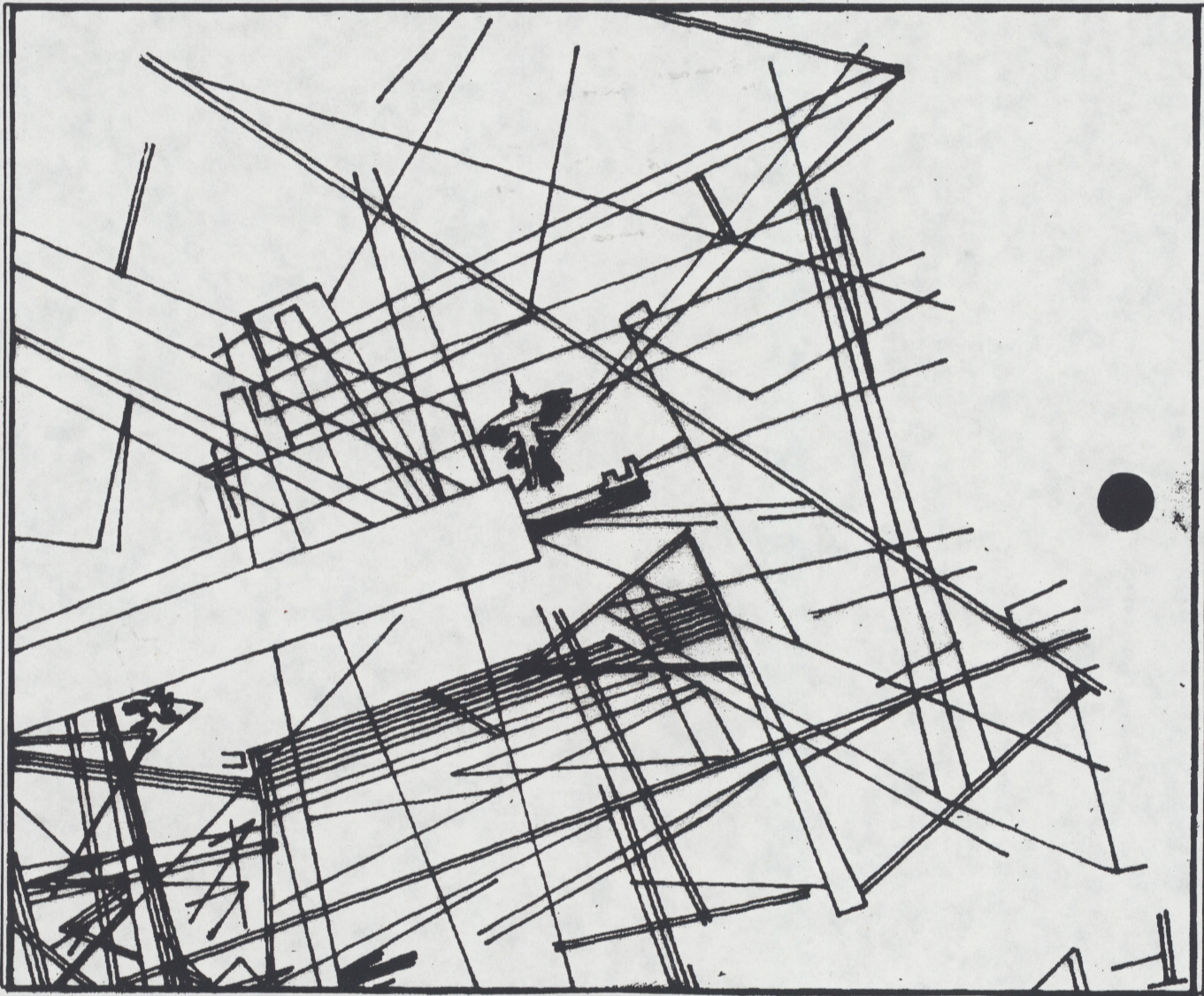

# OPEN INTERPRETATION

17" 13" 11" 7" per page (image)

ROTATE PAGE AFTER EACH PASS



CONDUCTED DYNAMICS



TUTTI

